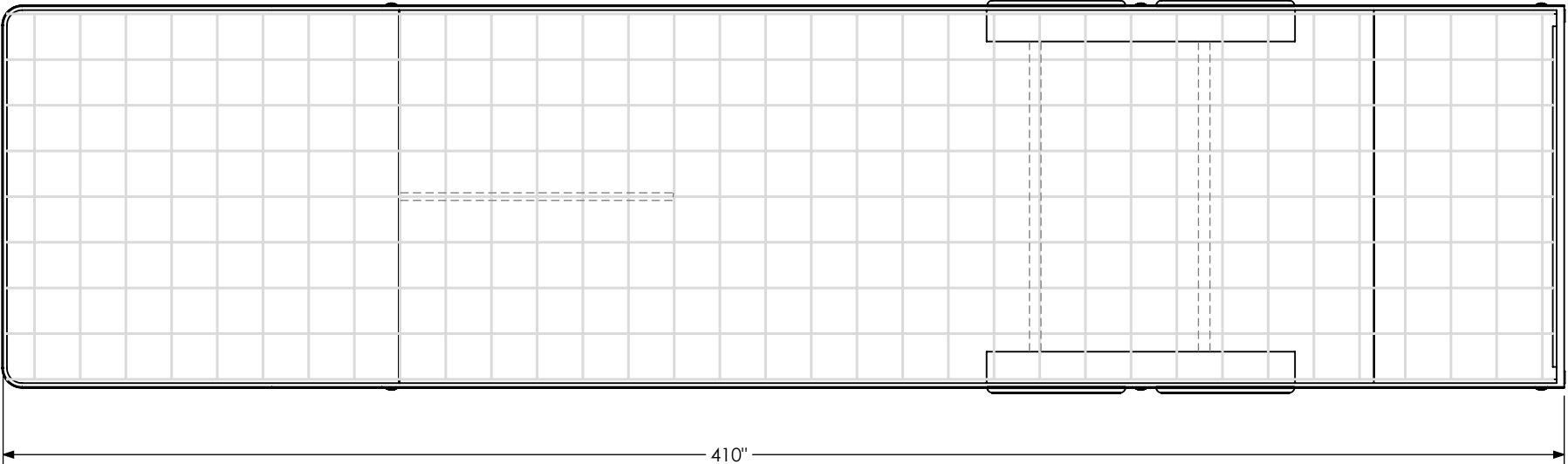


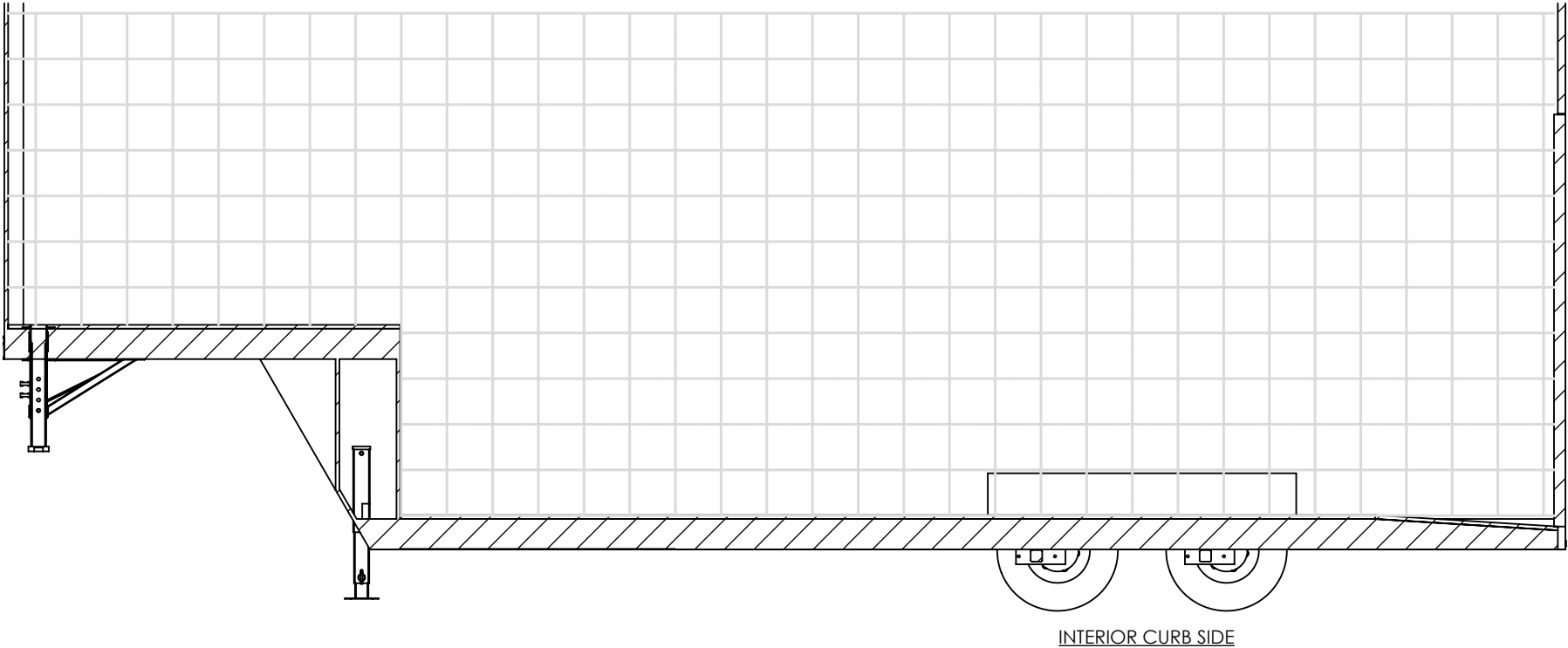
GRID SCALE: 12" x 12"



**PROPRIETARY AND CONFIDENTIAL**  
THE INFORMATION CONTAINED IN THIS DRAWING IS THE  
SOLE PROPERTY OF INTECH TRAILERS. ANY REPRODUCTION  
IN PART OR AS A WHOLE WITHOUT THE WRITTEN PERMISSION  
OF INTECH TRAILERS IS PROHIBITED.

SCALE: 1:44	NAME	DATE	<b><i>inTech Trailers</i></b>	
DRAWN	KDI	09/02/25	TEMPLATE BGA8.5x34TA FLOORPLAN	
ALL DIMENSIONS ARE IN INCHES AND ARE NOMINAL. DIMENSIONS ON ACTUAL TRAILER MAY VARY FROM WHAT IS SHOWN ON PRINT BASED ON ACTUAL FRAMING AND TRAILER STRUCTURE. UNLESS NOTED AS CRITICAL		DWG. NO. bga85x34ta-grid-print	SHEET 1 OF 6	REV. A

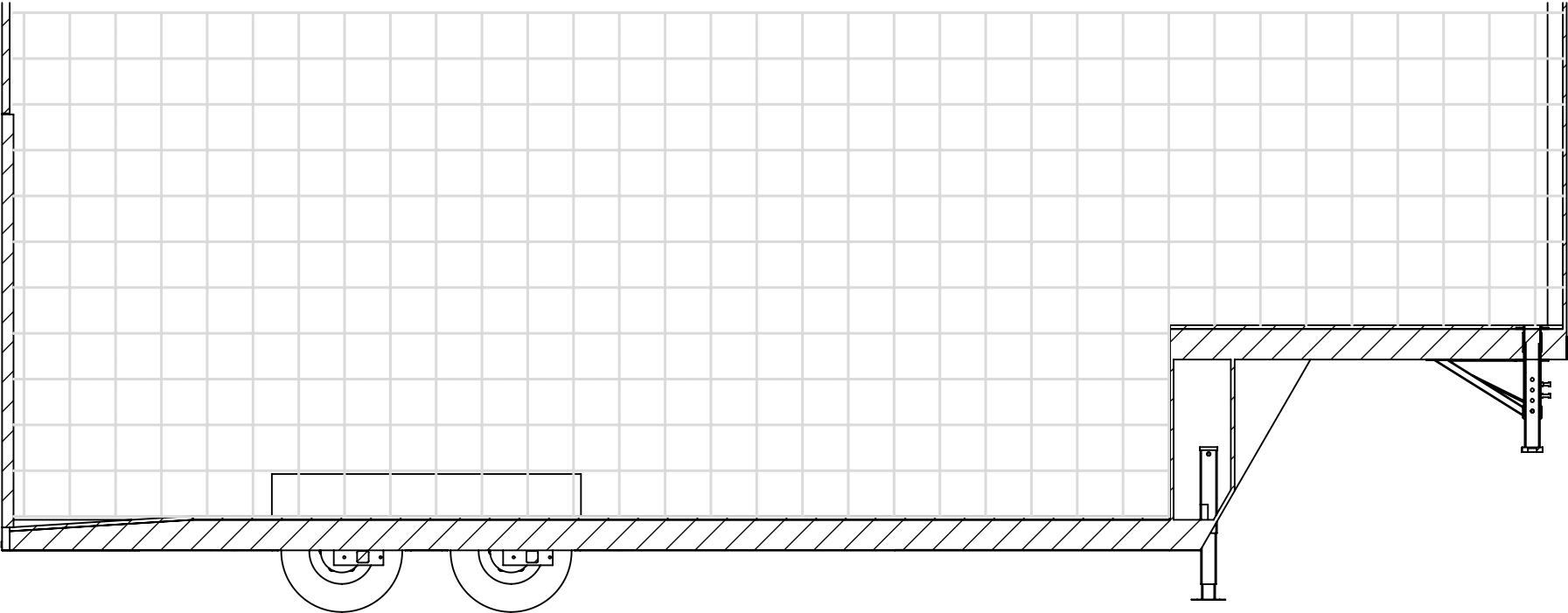
GRID SCALE: 12" x 12"  
SKETCH BOLD LINE AT DESIRED CEILING HEIGHT



SCALE: 1:44	NAME	DATE	<b><i>inTech Trailers</i></b>	
DRAWN	KDI	09/02/25	TEMPLATE BGA8.5x34TA INTERIOR CS	
ALL DIMENSIONS ARE IN INCHES AND ARE NOMINAL. DIMENSIONS ON ACTUAL TRAILER MAY VARY FROM WHAT IS SHOWN ON PRINT BASED ON ACTUAL FRAMING AND TRAILER STRUCTURE. UNLESS NOTED AS CRITICAL			DWG. NO. bga85x34ta-grid-print	REV. A
			SHEET 2 OF 6	

**PROPRIETARY AND CONFIDENTIAL**  
THE INFORMATION CONTAINED IN THIS DRAWING IS THE  
SOLE PROPERTY OF INTECH TRAILERS. ANY REPRODUCTION  
IN PART OR AS A WHOLE WITHOUT THE WRITTEN PERMISSION  
OF INTECH TRAILERS IS PROHIBITED.

GRID SCALE: 12" x 12"  
SKETCH BOLD LINE AT DESIRED CEILING HEIGHT



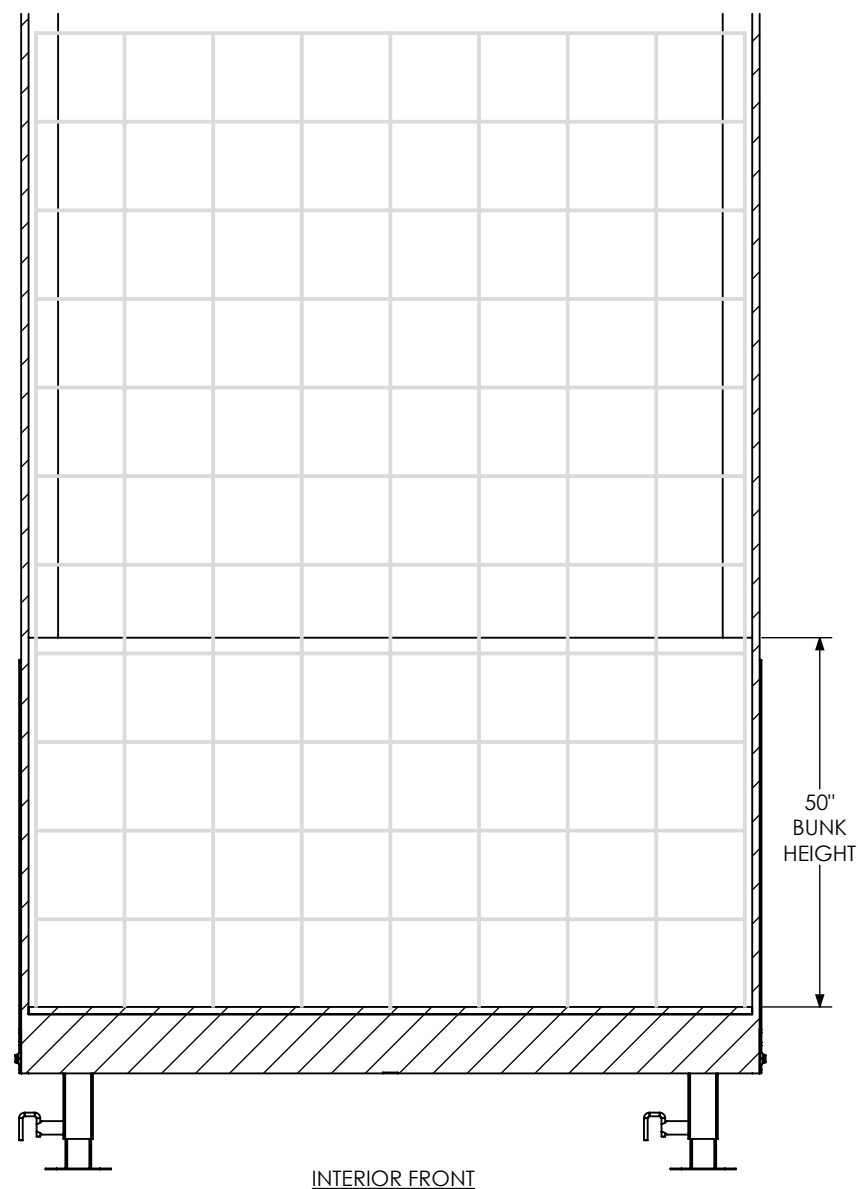
INTERIOR ROAD SIDE

**PROPRIETARY AND CONFIDENTIAL**

THE INFORMATION CONTAINED IN THIS DRAWING IS THE  
SOLE PROPERTY OF INTECH TRAILERS. ANY REPRODUCTION  
IN PART OR AS A WHOLE WITHOUT THE WRITTEN PERMISSION  
OF INTECH TRAILERS IS PROHIBITED.

SCALE: 1:44	NAME	DATE	<b><i>inTech Trailers</i></b>	
DRAWN	KDI	09/02/25	TEMPLATE BGA8.5x34TA INTERIOR RS	
ALL DIMENSIONS ARE IN INCHES AND ARE NOMINAL. DIMENSIONS ON ACTUAL TRAILER MAY VARY FROM WHAT IS SHOWN ON PRINT BASED ON ACTUAL FRAMING AND TRAILER STRUCTURE. UNLESS NOTED AS CRITICAL			DWG. NO. bga85x34ta-grid-print	SHEET 3 OF 6 REV. A

GRID SCALE: 12" x 12"  
SKETCH BOLD LINE AT DESIRED CEILING HEIGHT

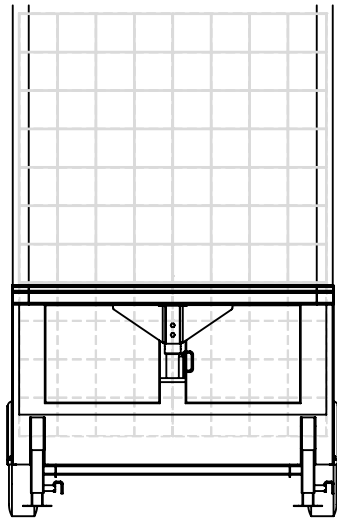


INTERIOR FRONT


**PROPRIETARY AND CONFIDENTIAL**  
THE INFORMATION CONTAINED IN THIS DRAWING IS THE  
SOLE PROPERTY OF INTECH TRAILERS. ANY REPRODUCTION  
IN PART OR AS A WHOLE WITHOUT THE WRITTEN PERMISSION  
OF INTECH TRAILERS IS PROHIBITED.

SCALE: 1:26	NAME	DATE	<b><i>inTech Trailers</i></b>	
DRAWN	KDI	09/02/25	TEMPLATE BGA8.5x34TA INTERIOR FRONT	
ALL DIMENSIONS ARE IN INCHES AND ARE NOMINAL. DIMENSIONS ON ACTUAL TRAILER MAY VARY FROM WHAT IS SHOWN ON PRINT BASED ON ACTUAL FRAMING AND TRAILER STRUCTURE. UNLESS NOTED AS CRITICAL			DWG. NO. bga85x34ta-grid-print	REV. A
			SHEET 4 OF 6	

GRID SCALE: 12" x 12"  
SKETCH BOLD LINE AT ROOF HEIGHT BASED OFF DESIRED CEILING HEIGHT



EXTERIOR FRONT




EXTERIOR ROAD SIDE

PROPRIETARY AND CONFIDENTIAL

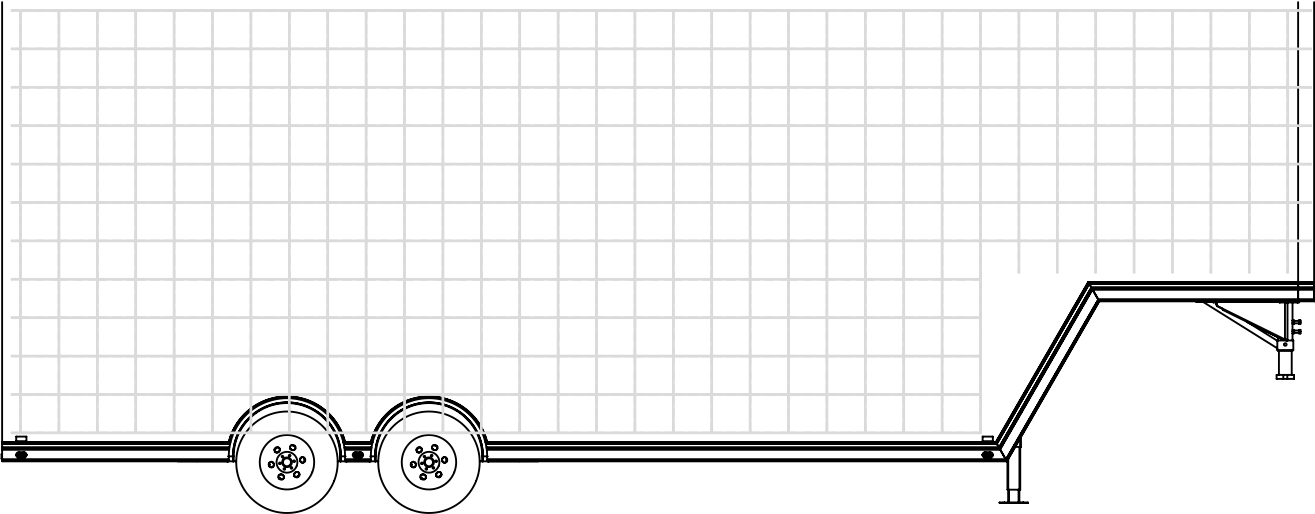
THE INFORMATION CONTAINED IN THIS DRAWING IS THE  
SOLE PROPERTY OF INTECH TRAILERS. ANY REPRODUCTION  
IN PART OR AS A WHOLE WITHOUT THE WRITTEN PERMISSION  
OF INTECH TRAILERS IS PROHIBITED.

SCALE: 1:60	NAME	DATE	<b><i>inTech Trailers</i></b>	
DRAWN	KDI	09/02/25	TEMPLATE	
ALL DIMENSIONS ARE IN INCHES AND ARE NOMINAL. DIMENSIONS ON ACTUAL TRAILER MAY VARY FROM WHAT IS SHOWN ON PRINT BASED ON ACTUAL FRAMING AND TRAILER STRUCTURE. UNLESS NOTED AS CRITICAL			BGA8.5x34TA	
			EXTERIOR FRT & RS	
DWG. NO. bga85x34ta-grid-print		SHEET 5 OF 6		REV. A

GRID SCALE: 12" x 12"  
SKETCH BOLD LINE AT ROOF HEIGHT BASED OFF DESIRED CEILING HEIGHT  
SKETCH BOLD LINE AT DESIRED REAR RAMP DOOR HEIGHT (MAX OF 108.5" SHOWN)



EXTERIOR REAR



EXTERIOR CURB SIDE

**PROPRIETARY AND CONFIDENTIAL**

THE INFORMATION CONTAINED IN THIS DRAWING IS THE  
SOLE PROPERTY OF INTECH TRAILERS. ANY REPRODUCTION  
IN PART OR AS A WHOLE WITHOUT THE WRITTEN PERMISSION  
OF INTECH TRAILERS IS PROHIBITED.

SCALE: 1:60	NAME	DATE	<b><i>inTech Trailers</i></b>	
DRAWN	KDI	09/02/25	TEMPLATE BGA8.5x34TA EXTERIOR REAR & CS	
ALL DIMENSIONS ARE IN INCHES AND ARE NOMINAL. DIMENSIONS ON ACTUAL TRAILER MAY VARY FROM WHAT IS SHOWN ON PRINT BASED ON ACTUAL FRAMING AND TRAILER STRUCTURE. UNLESS NOTED AS CRITICAL		DWG. NO. bga85x34ta-grid-print	SHEET 6 OF 6	REV. A